

COVID-19 Report

Dr. Denise Bonds, District Health Director

Ryan L. McKay, MPA, Sr. Policy Analyst



U.S. Cases in Last 7 Days per 100k

United States: 21.2

North Dakota: 102.7

South Dakota: 92.6

Wisconsin: 70.7

Montana: 68.7

Tennessee: 37.6

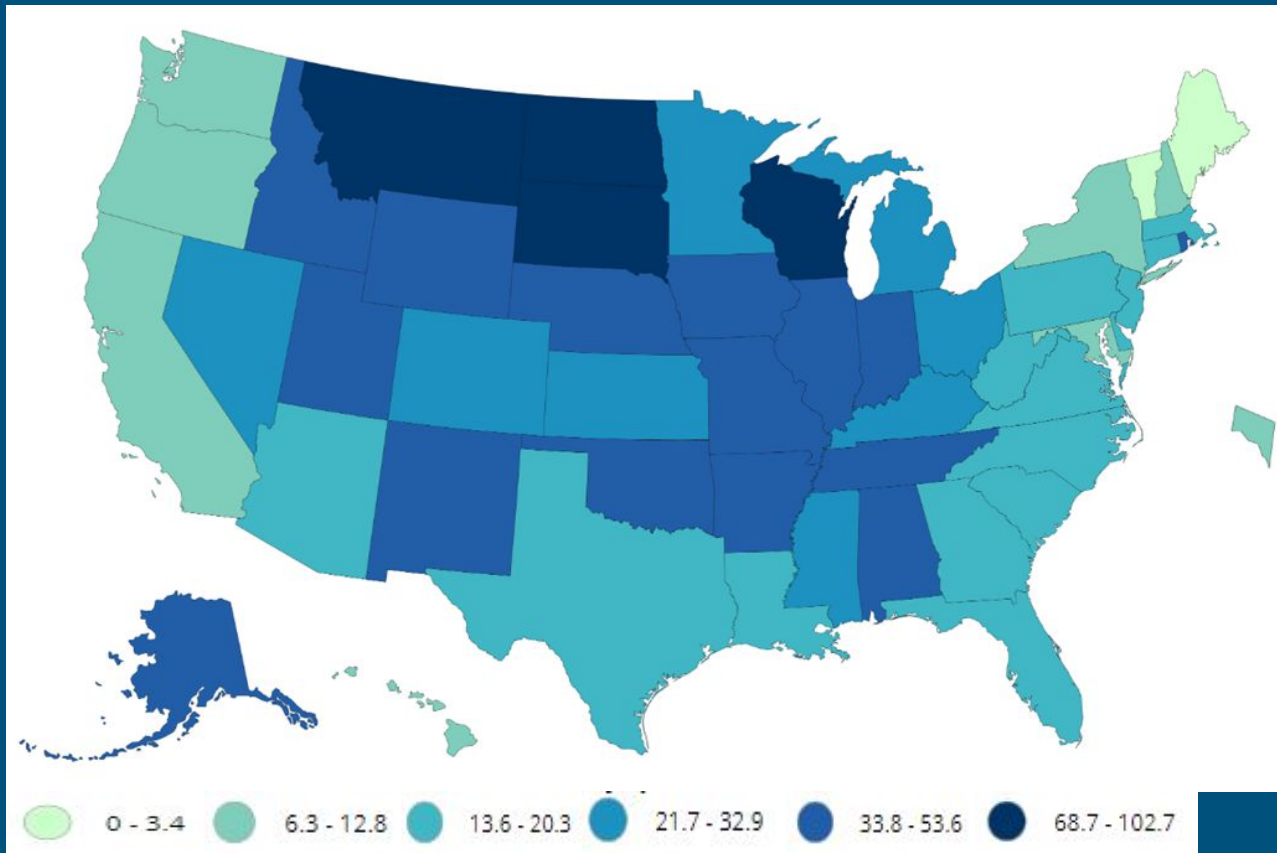
Kentucky: 30.8

North Carolina: 20.4

West Virginia: 15.3

Virginia: 12.8

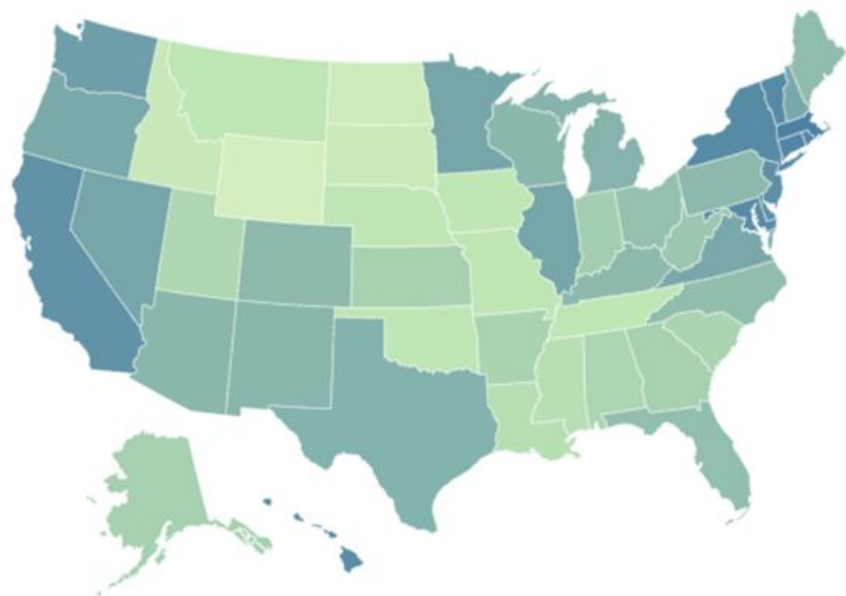
Maryland: 11.8



Source: https://covid.cdc.gov/covid-data-tracker/#cases_casesper100klast7days

% wearing masks in public most or all the time

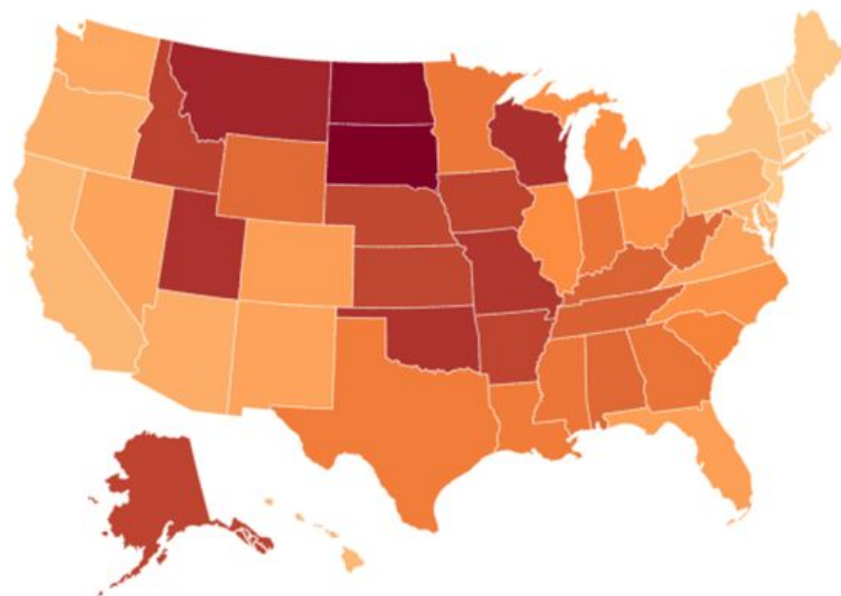
October 7, 2020



55 61.43 67.86 74.29 80.71 87.14 93.57 100

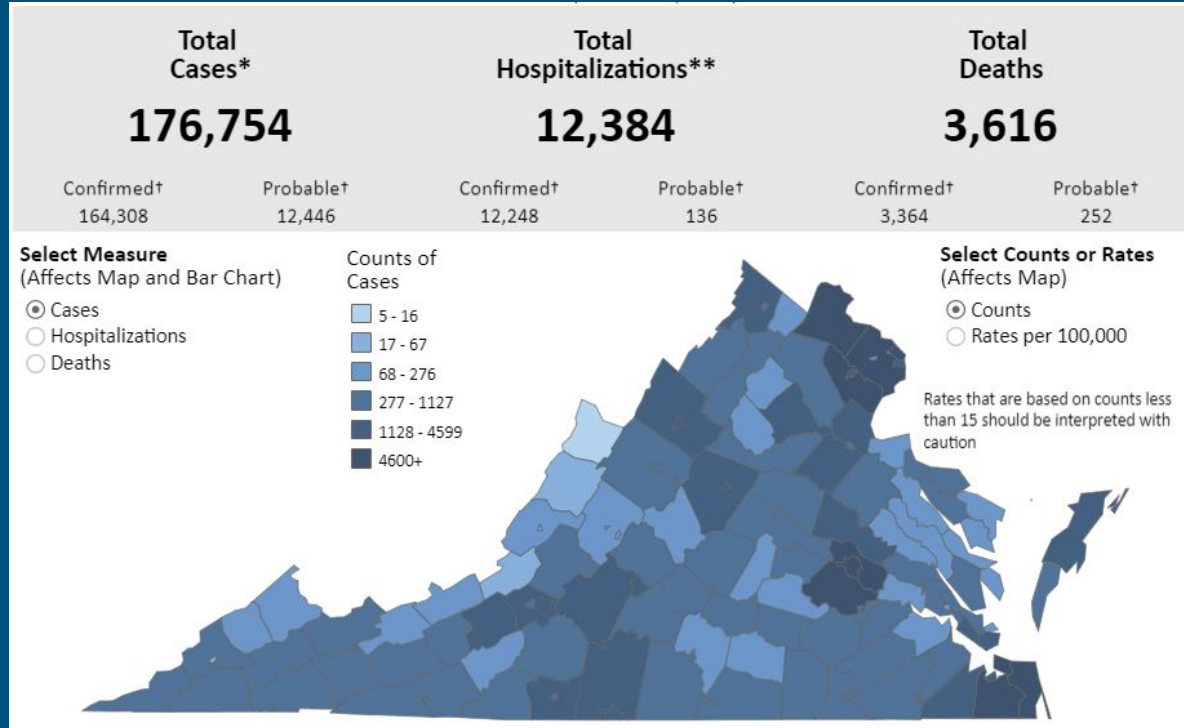
% who know someone who is sick

October 7, 2020



5 10 15 20 25 30 35 40

COVID-19 in Virginia



<https://www.vdh.virginia.gov/coronavirus/coronavirus/covid-19-in-virginia-cases/>

K-12 Schools Reporting



K-12 Schools Reporting Outbreaks of COVID-19



(All)

Dashboard Updated: 10/23/2020, Data updated weekly on Fridays

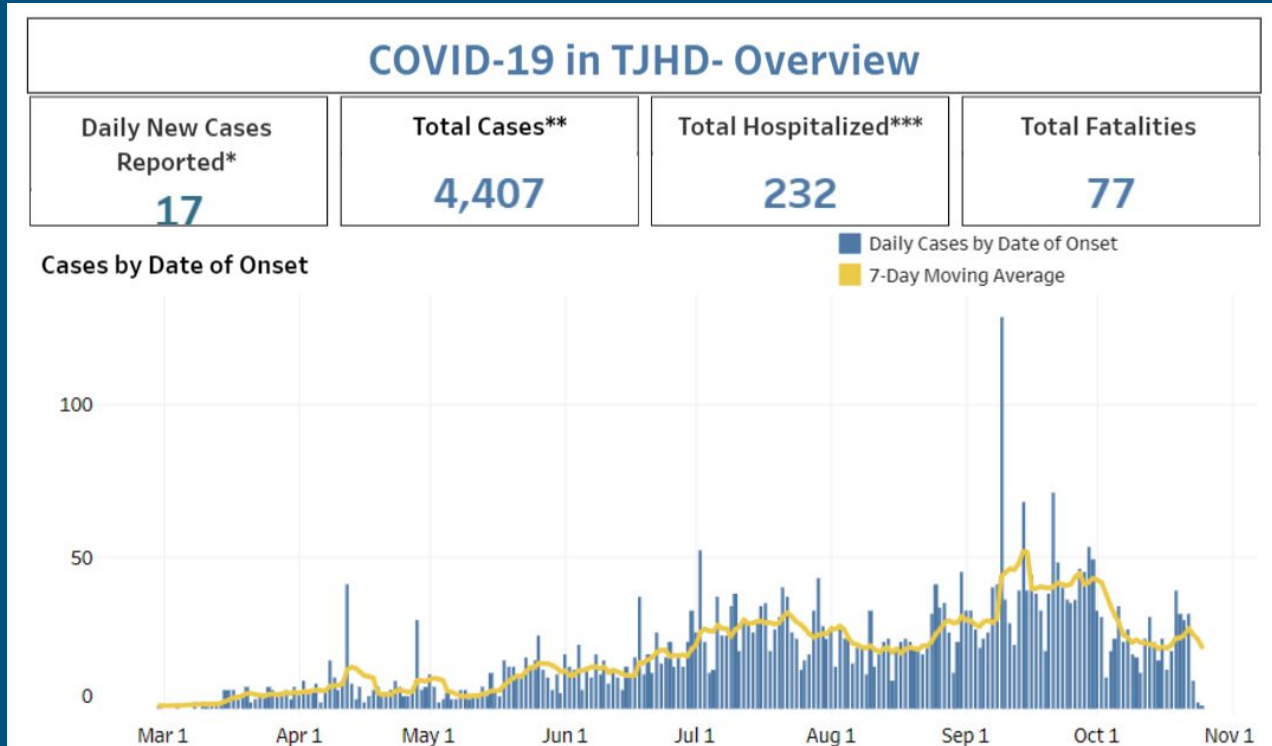
Locality	School Name	Status	Date VDH Notified	Cases	Deaths
Alexandria	Episcopal High School	Outbreak Pending Closure	10/1/2020	*	0
Bedford	Stewartsville Elementary School	Outbreak Closed	9/24/2020	*	0
Buchanan	Mountain Mission School	Outbreak Closed	4/10/2020	17	0
Campbell	Altavista Elementary School	Outbreak Closed	9/11/2020	*	0
Caroline	Caroline High School	Outbreak Closed	8/6/2020	*	0
	Atlantic Shores Christian School	Outbreak Closed	9/18/2020	*	0
Chesapeake	Plan Bee Academy	Outbreak Closed	8/16/2020	*	0
	Stonebridge School	Outbreak Closed	9/18/2020	10	0
Chesterfield	Clover Hill Elementary School	Outbreak Closed	9/22/2020	*	0
	Richmond Christian School	Outbreak Pending Closure	9/4/2020	5	0
Dickenson	Ridgeview High School	Outbreak Closed	9/10/2020	*	0
Dinwiddie	Centra Rivermont School of Greater Petersburg	Outbreak Closed	9/24/2020	5	0
Fauquier	C.M. Bradley Elementary School	Outbreak Pending Closure	8/4/2020	*	0
Goochland	Benedictine Schools of Richmond	Outbreak Closed	9/11/2020	*	0
	Kersey Elementary School	Outbreak Closed	9/18/2020	*	0

* Counts suppressed to preserve anonymity.

+ a b | e a u

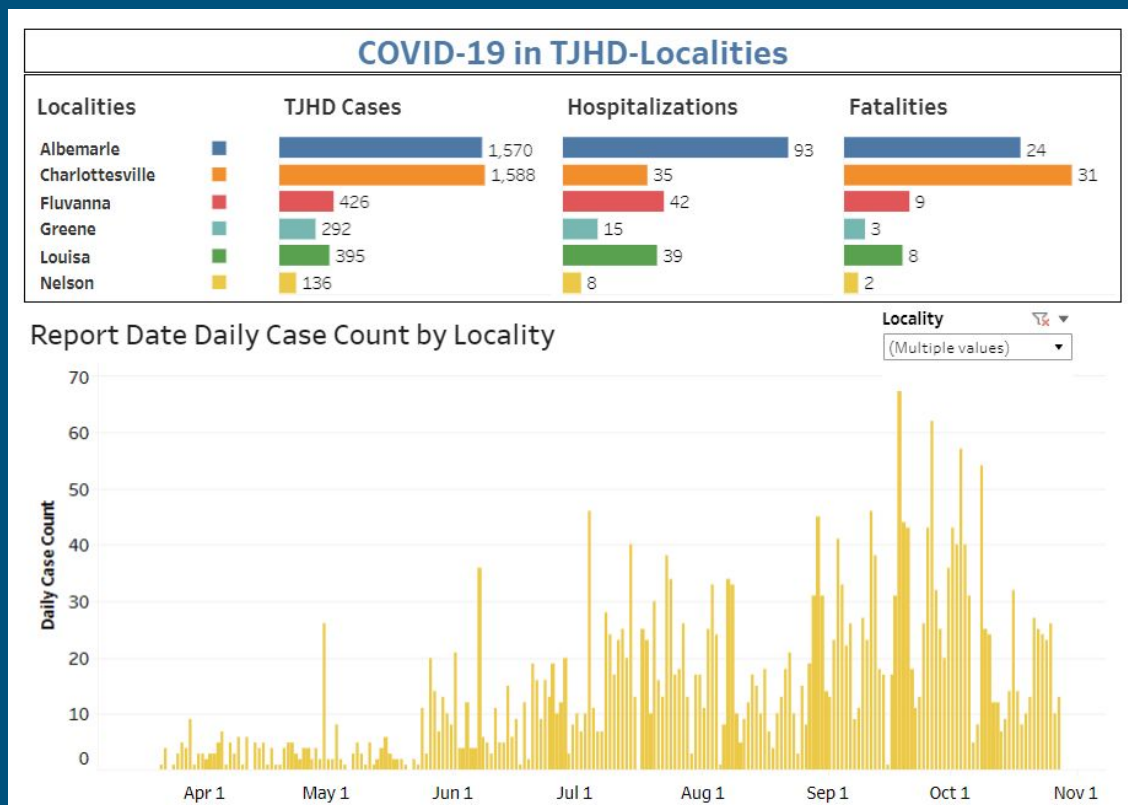


COVID-19 in TJHD Data Overview



Source: <https://www.vdh.virginia.gov/thomas-jefferson/tjhd-covid-19-data-portal/>

COVID-19 by Locality



Source: <https://www.vdh.virginia.gov/thomas-jefferson/tjhd-covid-19-data-portal/>

Albemarle Pandemic Metrics as of 10/26/2020

October 12th, 2020

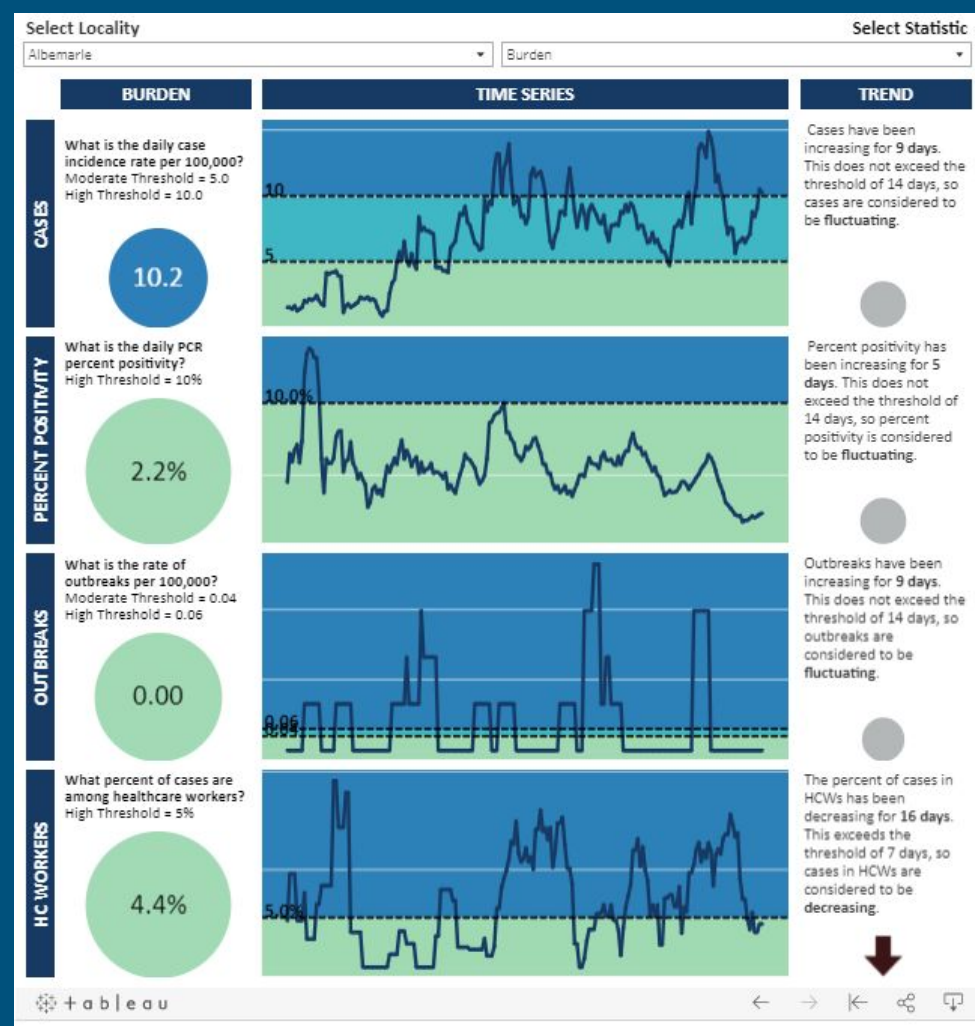
- Cumulative Cases: 1,437
- 7-day rolling sum (10/05-10/12): 54 cases
- Percent Positivity, rolling 7-day average: 2.8%

October 19th, 2020

- Cumulative Cases: 1,486
- 7-day rolling sum (10/12-10/19): 49 cases
- Percent Positivity, rolling 7-day average: 2.5%

October 26th, 2020

- Cumulative Cases: 1,564
- 7-day rolling sum (10/19-10/26): 78 cases
- Percent Positivity, rolling 7-day average: 2.8%



Charlottesville Pandemic Metrics as of 10/26/2020

October 12th, 2020

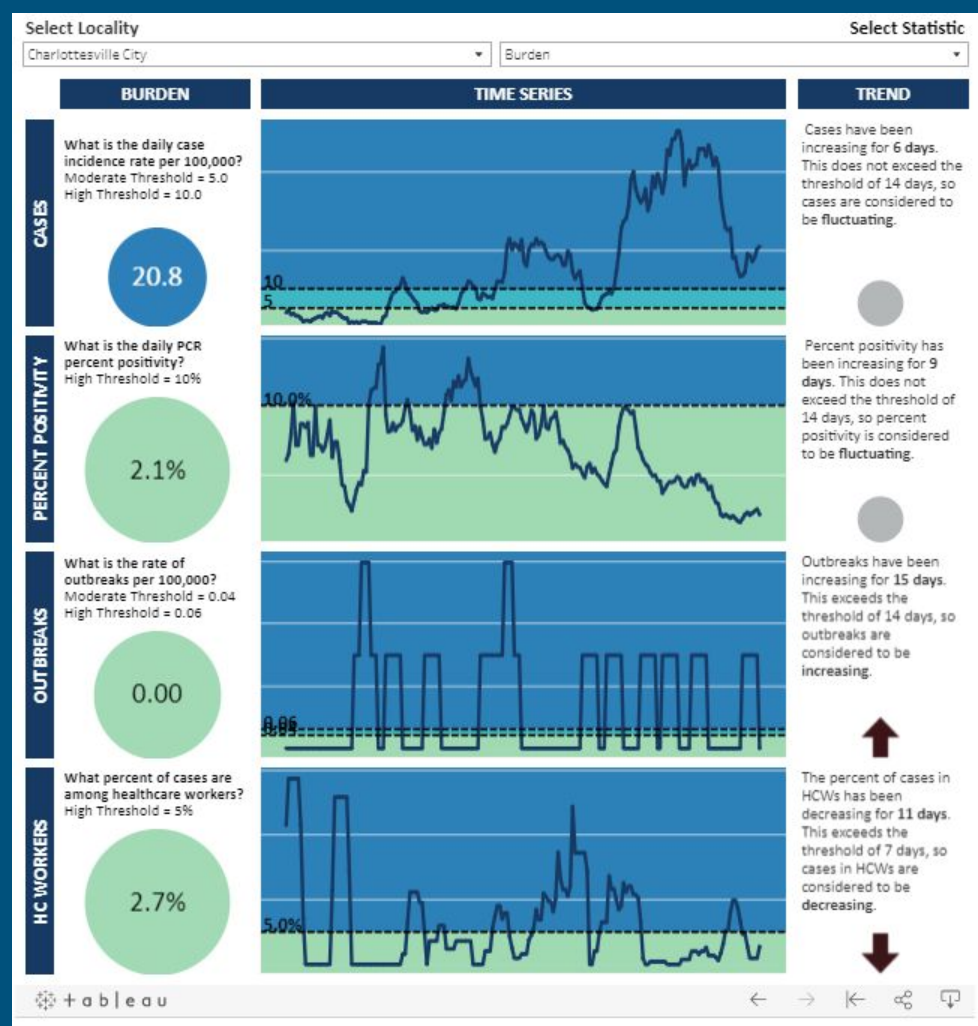
- Cumulative Cases: 1,466
- 7-day rolling sum (10/05-10/12): 86 cases
- Percent Positivity, rolling 7-day average: 2.5%

October 19th, 2020

- Cumulative Cases: 1,511
- 7-day rolling sum (10/12-10/19): 45 cases
- Percent Positivity, rolling 7-day average: 1.8%

October 26th, 2020

- Cumulative Cases: 1,581
- 7-day rolling sum (10/19-10/26): 70 cases
- Percent Positivity, rolling 7-day average: 2.1%



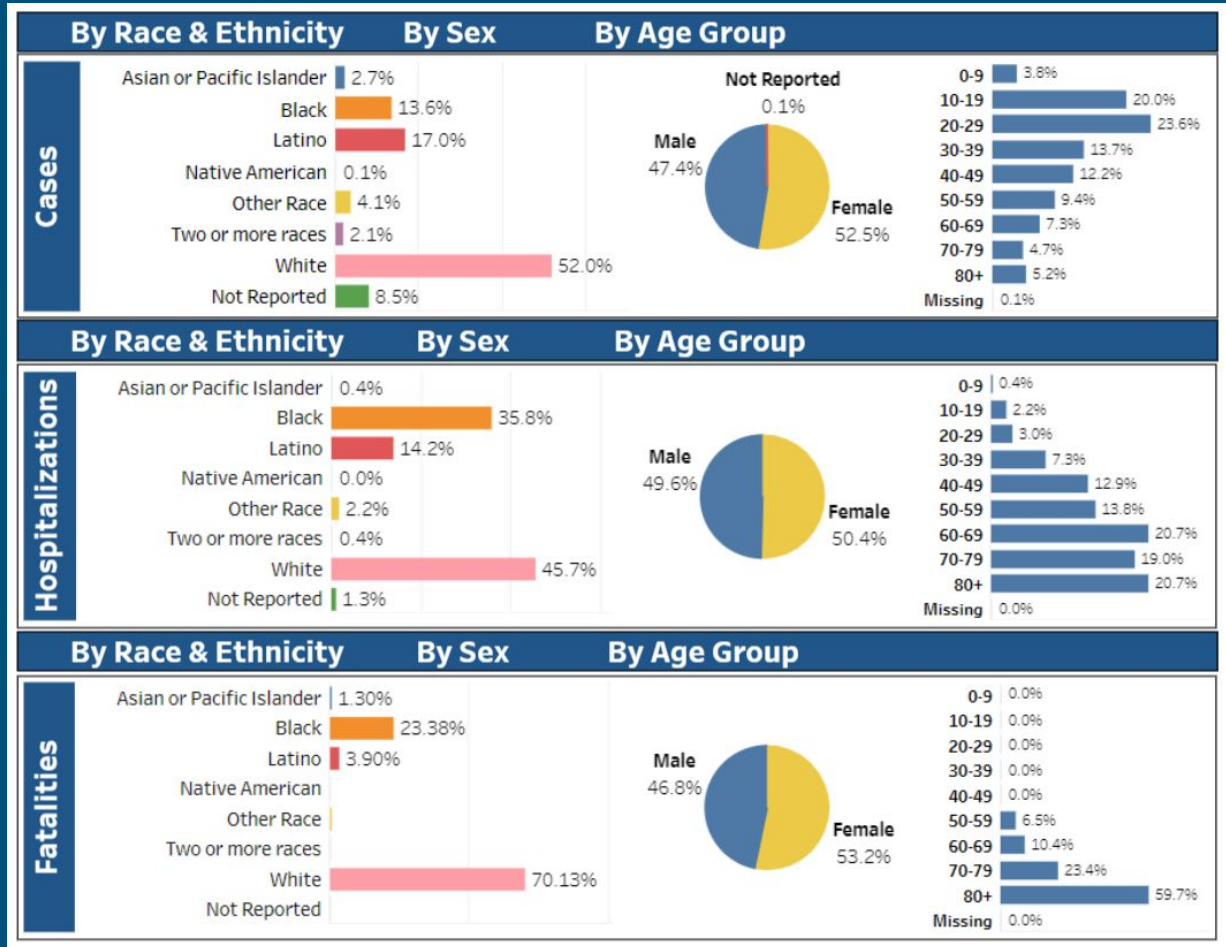
COVID-19 Demographics

District population by race/ethnicity:

- 4% Asian/Pacific Islander
- 12% Black or African American
- 76% White
- 5% Latino/Hispanic

Source:

<https://www.vdh.virginia.gov/thomas-jeffer-son/tjhd-covid-19-data-portal/>



Resilience in Albemarle and Charlottesville

Strengthen/promote access to—public health, healthcare, social services:

- Coordination among City/County/TJHD/Nonprofits to provide wraparound services; Community led testing events supported by Sentara MJH, UVA Health and TJHD

Promote health and wellness alongside disaster preparedness:

- Medicaid enrollment; CMHWC resources

Adapted from the National Preparedness and Response Science Board (NPRSB) 2014. Community Health Resilience Recommendations

Resilience in Albemarle and Charlottesville

Expand communication and collaboration:

- Joint Information Center; Street Sheets; Stayin' Alive; Cville/Alb COVID-19 Homelessness Response Team

Engage communities to design systems:

- Charlottesville Food Justice Network; Esmont Advisory Committee; Southwood resident engagement

Build social connectedness:

- Facebook mutual aid groups; faith-based and civic networks; Mask-Up; food distribution

COVID Care Support Services

Organized by [Cultivate Charlottesville](#) and community leaders, supported by a variety of community partners

Who is served?

- First request received **May 25, 2020**
- Tested positive at Sentara/UVA community testing sites were given a phone number to request services (by their resulting physician). Last week, Case Investigators started screening/referrals for Charlottesville and Albemarle.
- Received requests from **47 households (218 individuals)**

What support services are available?

- Per flyer: *If you receive a positive COVID test result and you will struggle with providing food, paying bills, or getting prescriptions/ medication during the isolation period, LET US KNOW!*
- Depending on request/capacity: boxed shelf-stable foods, prepared meals, fresh produce, and/or PPE and sanitation supplies, medication, financial assistance

COVID Care is coordinated by Cultivate Charlottesville, City of Charlottesville, County of Albemarle, Thomas Jefferson Health District, and the UVA Equity Center. Support services are provided by the Blue Ridge Area Food Bank, Charlottesville Community Cares, City of Charlottesville Department of Human Services, Cultivate Charlottesville, Frontline Foods/Harvest Moon Catering/World Central Kitchen, Salvation Army, UVA Equity Center, and UVA Health.

Public Health Successes

Latino engagement and co-development of public messaging, mask distribution through Promotoras (Albemarle)

Partnered to develop Community Resource Guide for Cville/Alb and edited/shared for other localities

Shifted contractor hiring process to focus on hiring from communities impacted disproportionately by COVID

Partnered with a private donor to purchase/distribute >60,000 masks through libraries, pantries, faith-based groups, small businesses etc. This will include City/County schools in November

Challenges and Opportunities

Human services positions, community health worker positions in government are extremely limited but critical for relationship/trust-building

Long-term disinvestment can't be remedied by short-term, response-specific funding

Change in policy makers/staffing over time – impact continuity of equity initiatives if not built-in to ordinances/policies/culture

Fatigue – COVID is a marathon; impacts are just starting

Continuing to center equity as a core value rather than an additional task